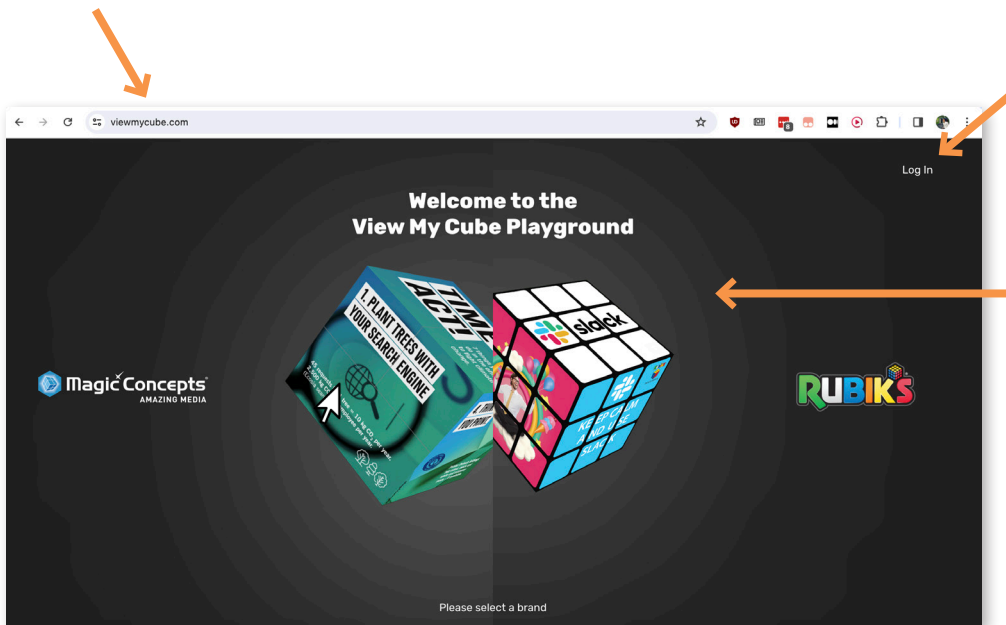


ViewMyCube 3.0



Create your own interactive client mock up in seconds!

1. TO ACCESS THE MOCK UP TOOL
Visit www.ViewMyCube.com




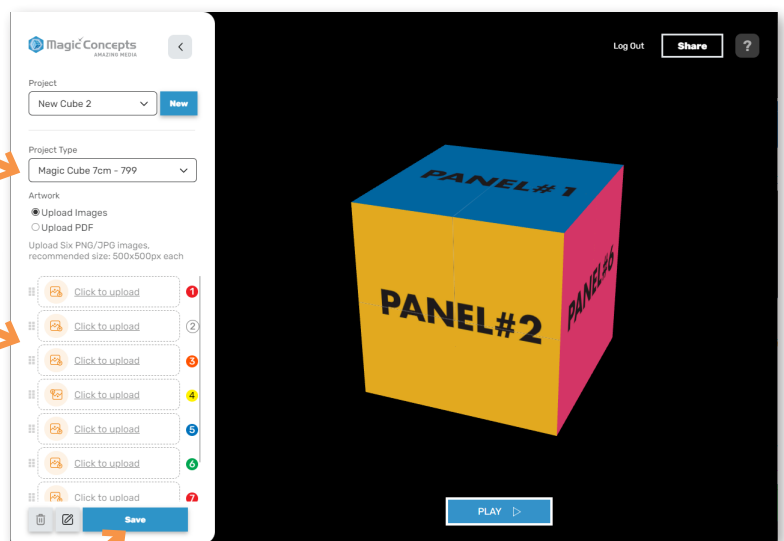
RETURNING USERS
Click 'Log In'

NEW USERS
Click on the Rubik's
Cube or Magic Cube
image and choose
'Design Your Own'
to create your account.

2. CHOOSE PRODUCT
Use dropdown menu to
select product type

3. UPLOAD ARTWORK
Upload individual photos
(recommended sizes are
indicated), or use the
PDF templates.

 [Magic Cube 799 Template](#)
[Rubik's Cube Template](#)



4. SAVE

5. PLAY + SHARE WITH CLIENTS
FOR AN INSTANT 'WOW!' 

Contact your agent for more information